



AR^{to} ARTO™

HANDCRAFTED IN SOUTHERN CALIFORNIA SINCE 1966

THIN BRICK VENEER

Handcrafted Concrete & High-Fire Terracotta

ARTO is known for making rustically elegant, handcrafted ceramic and concrete tiles, bricks, and pavers. Our products are made with locally sourced materials at our Southern California factory. ARTO products are available throughout the United States, Canada, and the world.

THIN BRICK VENEER

Lighter, stronger, more versatile, and easier to install.

The rich history of ARTO Brick dates back to 1966. That was the year Arto Alajian, a full time milkman, crafted his first thin brick veneer from a handful of clay as part of an art installation used to border a ceramic mural. Expanding beyond the art world, Arto started selling his beautifully functional brick veneers to customers along his milk route, and ARTO Brick was born.

Today, ARTO offers 11 styles of concrete and ceramic Thin Brick Veneer that are lighter and easier to install than full-size brick. There are more than 40 color options available in concrete, and more than 80 glaze color options for the ceramic brick veneer. Because everything at ARTO is made to order, we also have the ability to make custom bricks as well as custom colors.

The durable composition holds up in wet and freezing and thawing climates, making them ideal for indoor and outdoor applications. Choose from a wide selection of styles and sizes, ranging from classic 2-inch by 8-inch veneers with standard or tumbled edges for a rustically aged look, to our oversized Norman and Adobe styles for larger impact.

ARTO's Thin Brick Veneer not only makes a stunning surface for residential and commercial walls and floors, but it is also great for walkways, vaulted and arched ceilings, fireplaces and pits, benches, garden walls, facades, and more. We also offer a variety of corner pieces, so from every angle our Thin Brick Veneer makes a great addition to virtually any space.




Arto Alajian's Business Card
Signed by Arto, 1971



Newport Thin Brick Veneer
Charcoal - Limestone

Watch a video describing some of the different styles of concrete bricks ARTO offers on our YouTube channel.



**LEARN MORE
ON YOUTUBE**

ANTIK™

Tumbled, broken edge with reclaimed feel.



2" x 8" Antik™ Thin Brick Veneer
Used Red



Indoor



Outdoor



Walls



Floors



Pedestrian



Vehicular




Freeze/Thaw

ARTO's Antik™ Thin Brick Veneer are handcrafted from durable, fiber-reinforced concrete and are suitable for indoors, outdoors, walls, floors, pedestrian, vehicular, wet areas, and freeze/thaw conditions.

ANTIK™ POPULAR COLORS

Available in more than 40 colors and blends.



Used Red (2" x 8")






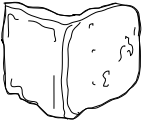
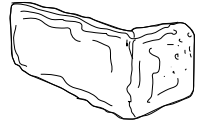

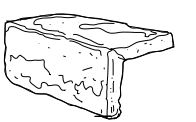

Normandy Cream (2" x 8")



Tuscan Mustard (2" x 8")

SHAPES & SIZES

Coverage Based on 1/2" Grout Joints

					
Size	2" x 4"	2" x 8"	4" x 8"		
Nominal Size	2 1/4 x 3 5/8 x 1/2	2 1/4 x 7 1/2 x 1/2	3 1/2 x 7 1/4 x 1/2		
Coverage	16 pc/SQ FT	6.5 pc/SQ FT	4.5 pc/SQ FT		
					
Size	2" x 4" Corner	2" x 8" Corner	4" x 8" Short Corner	4" x 8" Long Corner	4" x 8" L & R Outside (Hollow Core)
Nominal Size	2 1/4 x 3 5/8 x 3 1/2	2 1/4 x 7 1/2 x 3 3/4	3 1/2 x 7 1/4 x 2 1/4	3 1/2 x 7 1/4 x 2 1/4	3 1/2 x 7 1/4 x 2 1/4
Coverage	5 pc/Linear FT	5 pc/Linear FT	3.5 pc/Linear FT	1.6 pc/Linear FT	2 pc/Linear FT

Disclaimer: Variations in color, shade, size, and surface texture are natural characteristics of all of ARTO products and should be expected. All images shown in this brochure are representative but may not indicate all variations in these characteristics. Please order a sample.

NEWPORT

Modern, long-form, Limestone textured surface with crisp edges.



Newport Thin Brick Veneer
Early Gray - Limestone



Indoor



Outdoor



Walls



Freeze/Thaw

ARTO's Newport Thin Brick Veneer are handcrafted from durable, fiber-reinforced concrete and are suitable for indoor and outdoor walls, wet areas, and freeze/thaw conditions.

NEWPORT POPULAR COLORS

Available in more colors with Limestone Texture ONLY.



Early Gray - Limestone (2" x 20")



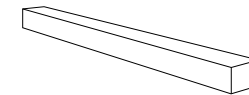
Charcoal - Limestone (2" x 20")



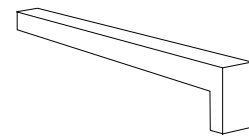
Cotto Dark - Limestone (2" x 20")

SHAPES & SIZES

Coverage Based on 3/16" Grout Joints



Size	2" x 20"
Nominal Size	1 1/2" x 19 1/4" x 1"
Coverage	4.75 pc/SQ FT



Size	2" x 20" Corner
Nominal Size	1 1/2" x 19 1/4" x 3"
Coverage	8 pc/Linear FT

Disclaimer: Variations in color, shade, size, and surface texture are natural characteristics of all of ARTO products and should be expected. All images shown in this brochure are representative but may not indicate all variations in these characteristics. Please order a sample.

STANDARD

Rough, weathered surface with crisp corners and edges.



Standard Thin Brick Veneer
Early Gray - Limestone



Indoor Outdoor Walls Floors Pedestrian Vehicular Freeze/Thaw

ARTO's Standard Thin Brick Veneer are handcrafted from durable, fiber-reinforced concrete and are suitable for indoors, outdoors, walls, floors, pedestrian, vehicular, wet areas, and freeze/thaw conditions.

STANDARD POPULAR COLORS

Available in more than 40 colors and blends.



Early Gray - Limestone (2" x 8")



Old California (2" x 8")



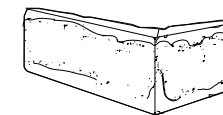
Sidewalk Gray (2" x 8")

SHAPES & SIZES

Coverage Based on 1/2" Grout Joints



Size	2" x 8"
Nominal Size	2 1/2 x 7 3/4 x 1/2
Coverage	7 pc/SQ FT



Size	2" x 8" Corner
Nominal Size	2 1/2 x 7 3/4 x 4
Coverage	5 pc/Linear FT

Disclaimer: Variations in color, shade, size, and surface texture are natural characteristics of all of ARTO products and should be expected. All images shown in this brochure are representative but may not indicate all variations in these characteristics. Please order a sample.

BASTOGNE

Rough, weathered surface and broken, irregular edges.



2" x 8" Bastogne Thin Brick Veneer
Bone, Early Gray, and Rice (Custom mortar texture.)



Indoor



Outdoor



Walls



Floors



Pedestrian



Vehicular



Freeze/Thaw

ARTO's Bastogne Thin Brick Veneer are handcrafted from durable, fiber-reinforced concrete and are suitable for indoors, outdoors, walls, floors, pedestrian, vehicular, wet areas, and freeze/thaw conditions.

BASTOGNE POPULAR COLORS

Available in more than 40 colors and blends.



Bastogne (6" x 12")



Creme Fraiche (6" x 12")



Colorado Brown (2" x 8")

SHAPES & SIZES

Coverage Based on 1/2" Grout Joints



Size

1" x 10"

2" x 8"

2" x 10"

6" x 12"

Nominal Size

1 1/2 x 10 x 1

2 1/4 x 7 1/2 x 1

2 1/4 x 10 1/2 x 1

5 1/4 x 11 x 5/8

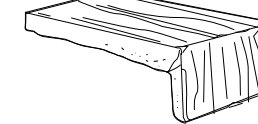
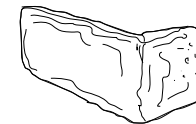
Coverage

7 pc/SQ FT

6.5 pc/SQ FT

5 pc/SQ FT

2.15 pc/SQ FT



Size

2" x 8" Corner

6" x 12" Corner

Nominal Size

2 1/4 x 7 1/2 x 3 x 1

5 1/4 x 11 x 3 x 5/8

Coverage

5 pc/Linear FT

2 pc/Linear FT

Disclaimer: Variations in color, shade, size, and surface texture are natural characteristics of all of ARTO products and should be expected. All images shown in this brochure are representative but may not indicate all variations in these characteristics. Please order a sample.

SWEPT

Rough, weathered surface with wire-cut brick texture.



Swept Thin Brick Veneer
Creme Fraiche



Indoor



Outdoor



Walls



Floors



Pedestrian



Vehicular



Freeze/Thaw

ARTO's Swept Thin Brick Veneer are handcrafted from durable, fiber-reinforced concrete and are suitable for indoors, outdoors, walls, floors, pedestrian, vehicular, wet areas, and freeze/thaw conditions.

SWEPT POPULAR COLORS

Available in more than 40 colors and blends.



Creme Fraiche (4" x 8")



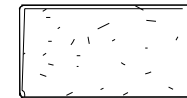
Normandy Cream (4" x 8")



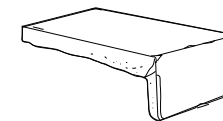
Cotto Dark (4" x 8")

SHAPES & SIZES

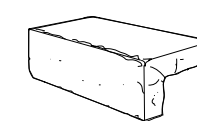
Coverage Based on 1/2" Grout Joints



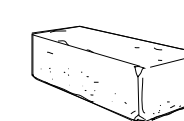
Size	4" x 8"
Nominal Size	3 3/4 x 8 x 3/4
Coverage	4.5 pc/SQ FT



Size	4" x 8" Short Corner
Nominal Size	3 3/4 x 8 x 2 1/4
Coverage	3 pc/Linear FT



Size	4" x 8" Long Corner
Nominal Size	3 3/4 x 8 x 2 1/4
Coverage	1.5 pc/Linear FT



Size	4" x 8" L & R Outside (Hollow Core)
Nominal Size	3 3/4 x 8 x 2 1/4
Coverage	N/A

Disclaimer: Variations in color, shade, size, and surface texture are natural characteristics of all of ARTO products and should be expected. All images shown in this brochure are representative but may not indicate all variations in these characteristics. Please order a sample.

ARTILLO™

Natural undulating surface with defined corners and edges.



Artillo™ Thin Brick Veneer
Early Gray



Indoor



Outdoor



Walls



Floors



Pedestrian



Vehicular



Freeze/Thaw

ARTO's Artillo™ Thin Brick Veneer are handcrafted from durable, fiber-reinforced concrete and are suitable for indoors, outdoors, walls, floors, pedestrian, vehicular, wet areas, and freeze/thaw conditions.

ARTILLO™ POPULAR COLORS

Available in more than 40 colors and blends.



Natural Gray (2" x 8")




Charcoal (2" x 8")



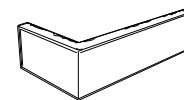
Old California (2" x 8")

SHAPES & SIZES

Coverage Based on 1/2" Grout Joints



Size	2" x 8"
Nominal Size	2 1/4 x 7 1/2 x 1/2
Coverage	7 pc/SQ FT



Size	2" x 8" Corner
Nominal Size	2 1/4 x 7 1/2 x 3 1/2 x 1/2
Coverage	5 pc/Linear FT

Disclaimer: Variations in color, shade, size, and surface texture are natural characteristics of all of ARTO products and should be expected. All images shown in this brochure are representative but may not indicate all variations in these characteristics. Please order a sample.

NORMAN

Rough, wire-cut texture with irregular edges.



Norman Thin Brick Veneer
Smoke



Indoor



Outdoor



Walls



Floors



Pedestrian



Vehicular



Freeze/Thaw

ARTO's Norman Thin Brick Veneer are handcrafted from durable, fiber-reinforced concrete and are suitable for indoors, outdoors, walls, floors, pedestrian, vehicular, wet areas, and freeze/thaw conditions.

NORMAN POPULAR COLORS

Available in more than 40 colors and blends.



Rice (3" x 11")



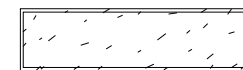
Early Gray (3" x 11")



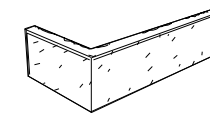
Charcoal (3" x 11")

SHAPES & SIZES

Coverage Based on 3/16" Grout Joints



Size	3" x 11"
Nominal Size	3 1/2 x 11 1/2 x 3/4
Coverage	3.5 pc/SQ FT



Size	3" x 11" Corner
Nominal Size	3 1/2 x 8 1/2 x 3 x 3/4
Coverage	3.4 pc/Linear FT

Disclaimer: Variations in color, shade, size, and surface texture are natural characteristics of all of ARTO products and should be expected. All images shown in this brochure are representative but may not indicate all variations in these characteristics. Please order a sample.

UNIVERSITY

Flat, wired-cut surface with straight edges.



2" x 11" University Thin Brick Veneer
Charcoal



Indoor



Outdoor



Walls



Floors



Pedestrian



Vehicular



Freeze/Thaw


ARTO's University Thin Brick Veneer are handcrafted from durable, fiber-reinforced concrete and are suitable for indoors, outdoors, walls, floors, pedestrian, vehicular, wet areas, and freeze/thaw conditions.

UNIVERSITY POPULAR COLORS


Available in more than 40 colors and blends.



Charcoal (2" x 11")




Red Flash (2" x 11")



Mission Red (2" x 11")

SHAPES & SIZES

Coverage Based on 1/2" Grout Joints



Size	2" x 11"	2" x 15.5"
Nominal Size	2 1/8" X 11" x 3/4"	2 1/8" x 15 1/2" x 3/4"
Coverage	5 pc/SQ FT	4.34 pc/SQ FT



Size	2" x 11" Corner
Nominal Size	2 1/8" x 11" x 3 1/2"
Coverage	5.33 pc/Linear FT

Disclaimer: Variations in color, shade, size, and surface texture are natural characteristics of all of ARTO products and should be expected. All images shown in this brochure are representative but may not indicate all variations in these characteristics. Please order a sample.

VILLAGIO

Ancient style Roman brick.



Indoor



Outdoor



Walls



Freeze/Thaw

ARTO's Villagio Thin Brick Veneer are handcrafted from durable, fiber-reinforced concrete and are suitable for indoor and outdoor walls, wet areas, and freeze/thaw conditions.

VILLAGIO POPULAR COLORS

Available in more than 40 colors and blends.



Normandy Cream (1" x 9")



Tuscan Mustard (1" x 9")




Antik™ Gray (1" x 9")

SHAPES & SIZES

Coverage Based on 3/16" Grout Joints



Size	1" x 9"
Nominal Size	1 x 8 ¾
Coverage	16 pc/SQ FT



Size	1" x 9" Short Corner	4" x 9" Long Corner
Nominal Size	1 x 9 x 2	1 x 9 x 4 ¼
Coverage	12 pc/Linear FT	12 pc/Linear FT

Disclaimer: Variations in color, shade, size, and surface texture are natural characteristics of all of ARTO products and should be expected. All images shown in this brochure are representative but may not indicate all variations in these characteristics. Please order a sample.

ADOBE

Rough, weathered surface slump block veneer.



Indoor



Outdoor



Walls



Freeze/Thaw

ARTO's Adobe Thin Brick Veneer are handcrafted from durable, fiber-reinforced concrete and are suitable for indoor and outdoor walls, wet areas, and freeze/thaw conditions.

ADOBE POPULAR COLORS


Available in more than 40 colors and blends.



Tuscan Mustard (4" x 16")



Spanish Cotto (4" x 16")



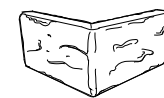
Desert (4" x 16")

SHAPES & SIZES

Coverage Based on 1/2" Grout Joints



Size	4" x 16"
Nominal Size	3 1/2 x 15 1/4 x 3/4
Coverage	2 pc/SQ FT



Size	4" x 7" Short Corner
Nominal Size	3 1/2 x 7 x 7 x 3/4
Coverage	3.2 pc/Linear FT



Size	4" x 16" Long Corner
Nominal Size	3 1/2 x 15 1/4 x 7 x 3/4
Coverage	3.2 pc/Linear FT

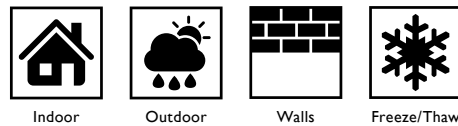
Disclaimer: Variations in color, shade, size, and surface texture are natural characteristics of all of ARTO products and should be expected. All images shown in this brochure are representative but may not indicate all variations in these characteristics. Please order a sample.

GLAZED CERAMIC THIN BRICK

Extruded clay, wire cut brick with defined edges.



2" x 8" Glazed Ceramic Thin Brick Veneer
Pure White



ARTO's Glazed Ceramic Thin Brick Veneer are handcrafted from durable, high-fire terracotta and are suitable for indoor and outdoor walls, wet areas, and freeze/thaw conditions.

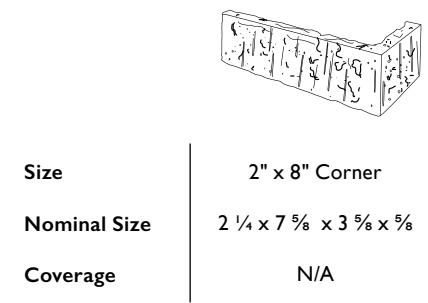
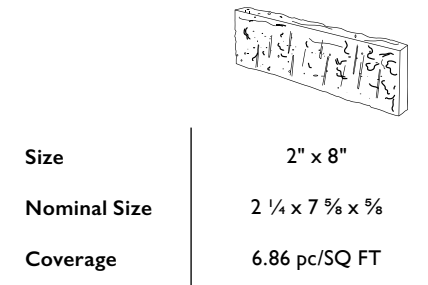
GLAZED CERAMIC THIN BRICK POPULAR COLORS

Available in 46 glaze colors. Custom colors and sizes available at additional cost.



SHAPES & SIZES

Coverage Based on 3/8" Grout Joints



Disclaimer: Variations in color, shade, size, and surface texture are natural characteristics of all of ARTO products and should be expected. All images shown in this brochure are representative but may not indicate all variations in these characteristics. Please order a sample.

CONCRETE COLORS

Popular color options for Concrete Thin Brick Veneer.



Rice Early Gray Natural Gray Sidewalk Gray Antik Gray



Smoke Charcoal Bone Hacienda Old California



Hacienda Flash Buff Sonora Sunset Caqui Flagstone



Cafe Olay Mission Red Red Flash City Hall Red Artillo™

Over 40 colors, with textures, and blends available for Concrete Thin Brick Veneer. For more options visit ARTO.com. Custom colors available at an additional cost.

Disclaimer: Variations in color, shade, size, and surface texture are natural characteristics of all of ARTO products and should be expected. All images shown in this brochure are representative but may not indicate all variations in these characteristics. Please order a sample.

CONCRETE COLORS


Popular color options for Concrete Thin Brick Veneer.



Artillo Cafe Desert Cotto Gold Cotto Dark Tuscan Mustard



Charley Brown Ocean Green Light Ocean Green Dark Rosa Rosa White Wash



Gray Mist Creme Fraiche Normandy Cream

Over 40 colors, with textures, and blends available for Concrete Thin Brick Veneer. For more options visit ARTO.com. Custom colors available at an additional cost.

Disclaimer: Variations in color, shade, size, and surface texture are natural characteristics of all of ARTO products and should be expected. All images shown in this brochure are representative but may not indicate all variations in these characteristics. Please order a sample.



Scan with your smartphone camera to see ARTO's Thin Brick Veneer online. Go ahead, give it a try!

@ARTOBRICK



ARTO Brick and California Pavers
15209 S. Broadway St. Gardena, CA 90248
E: info@arto.com | F: 310-768-8544

Front Cover:
Standard Brick Veneer
Early Gray - Limestone

This Page:
Antik™ Brick Veneer
Used Red